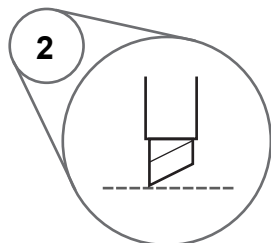
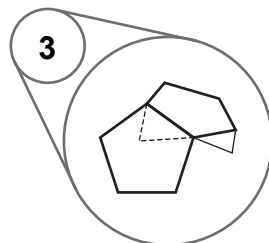


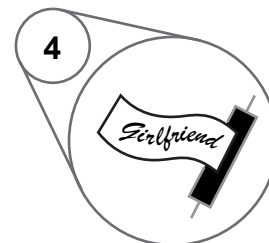
Print it on 200g A4 or thicker.
使用200克或更厚的A4纸张打印



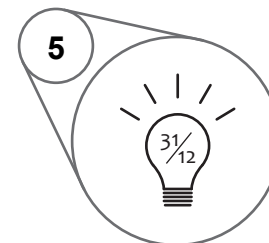
Cut along the dash line.
Mind the square between Jul. and Oct.
沿虚线裁出形状
记得十月和七月之间的小洞



Fold it up and stick together.
You should know how to do with it.
折起来，用胶水粘好
该怎么？我想你懂的



Now write down your newyear wishes (or anything else) on a small piece of paper, and put it into the hole.
在小纸条上写下你的新年愿望或者值得纪念的日常感动，投入小孔



Open the box by the end of the year.
Check your wishes, were they all came true?
年底时拆开它
看看里面的理想是否——实现